



**WATERPROOFING &
BUILDING PRODUCTS**

TopGun Drainage and Protection Board



PLATINUM LEVEL PROTECTION WATERPROOF SOLUTION

Mar-flex TopGun Drainage & Protection Board is a semi-rigid board made from a blend of 70% recycled synthetic fibers; its unique design promotes protection and effective water drainage while still retaining the board's R-Value.

PURPOSE

The TopGun Board, when installed from the footing to the sill plate, addresses a major source of energy consumption, the conditioned but un-insulated basement and lower levels of a home.

The TopGun Board acts as a drainage medium to channel ground moisture away from the structure's foundation and into the building's drain tile system.

The TopGun Board also is designed to protect the Mar-flex waterproofing membrane, especially during backfilling and other construction activity.

- Available in thermal values/thickness of:
- R-3 =.75" Thick
- R-5=1.1875" Thick
- R-10 =2.375" Thick
- R-15 =3.5" Thick

PACKAGING:

- .75" x 3'x 4' - R3 - (64 sheets/skid=768sqft) Part# DM-48375
- 1.1875" x 3'x4' - R5 - (40 sheets/skid=480sqft) Part# DM-48400
- 2.375" x 3'x4' - R10 - (20 sheets/skid=240sqft) Part# DM-48425

- *2.375" x 4'x8' - R10 - (20 sheets/skid=640sqft) Part# DM-48450
- *Full Truckloads Only
- *3.5" x3'x4' - R15 - (12 sheets/skid=144sqft) Part# DM-48475
- *Full Truckloads Only

Order Today! Contact Mar-flex for the dealer nearest you. Ph# 800-498-1411 | Fax# 513-422-7282 | Mar-flex.com

©2021 Mar-flex Waterproofing & Building Products. All rights reserved.



**WATERPROOFING &
BUILDING PRODUCTS**

TopGun Drainage and Protection Board




PREPARATIONS/APPLICATION

Apply one of the Mar-flex waterproofing membranes following the current published installation instructions.


While the membrane is still tacky, install the board over the sprayed sections of the wall. The boards should be placed side by side, extending from the top of the footers to finished grade. If boards are stacked, maintain a factory-equivalent edge at all seams to ensure proper fit and drainage channel alignment.

For good adherence, apply uniform pressure to the board throughout the surface area, not just the edges and corners. If needed, secure panels to the wall using powder actuated mechanical fasteners. Install top fasteners within the top 4" (102 mm) of each panel.

If the board extends beyond the membrane at grade line, a utility knife or similar tool can be used to cut the boards to the correct height.



.75"



1.1875"

BACKFILLING/DRAINAGE


Backfilling should begin no sooner than 24 hours after the installation of the board but must be backfilled within 15 days.

#57 Gravel or equivalent must be no less than 2' high at the base of the foundation and 1' in depth away from the foundation walls.

Adequate interior and exterior foundation drainage at the base of the foundation walls or across any floors must be properly installed and working. Gutters and downspouts must be installed and functioning properly.

Adequate drainage must be installed in landscaping beds adjacent to the foundation.

Final grade must not extend above the waterproofing system and must slope away from the foundation at a minimum of $\frac{1}{2}$ " per foot for the first 12' from the structure.



2.375"

***also available 3.5" R15**

Order Today! Contact Mar-flex for the dealer nearest you. Ph# 800-498-1411 | Fax# 513-422-7282 | Mar-flex.com

©2023 Mar-flex Waterproofing & Building Products. All rights reserved.